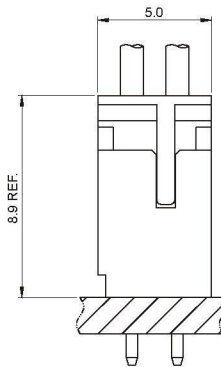
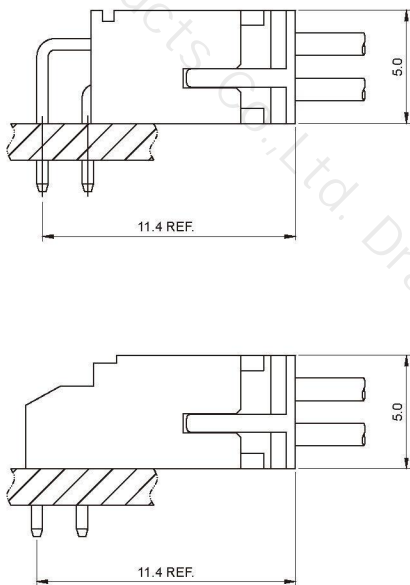


■ **Specifications**

- Contact resistance:  $\leq 20m\Omega$
- Insulation resistance:  $\geq 1000M\Omega$
- Rated voltage: 250V AC DC
- Rated current: 2.0A AC DC
- Withstand voltage: 1000V AC/minute
- Temperature range:  $-25^{\circ}C \sim +85^{\circ}C$

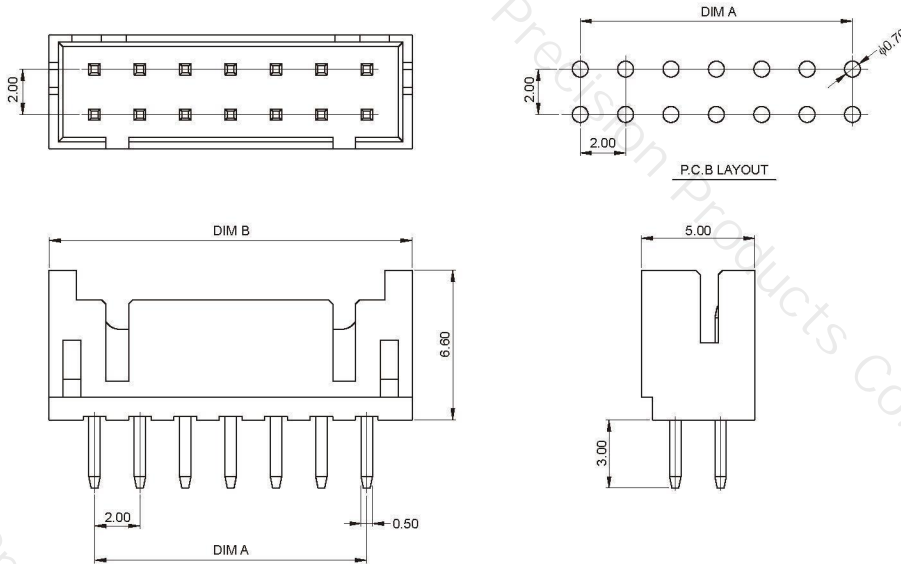
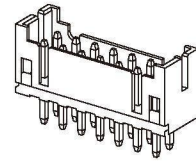
■ **Assembly Layout**



WIRE TO BOARD
BOARD TO BOARD
WIRE TO WIRE
FPC SERIES
THR SERIES
LIGHTING SERIES
OTHER SERIES

**A2003A** (2.00mm pitch 180°Wafer DIP TYPE)

- Reference Information:
- Material: Pin: Brass/Tin-plated
- Wafer: PA66,UL94V-0(2)
- Mates with A2003 series Housing

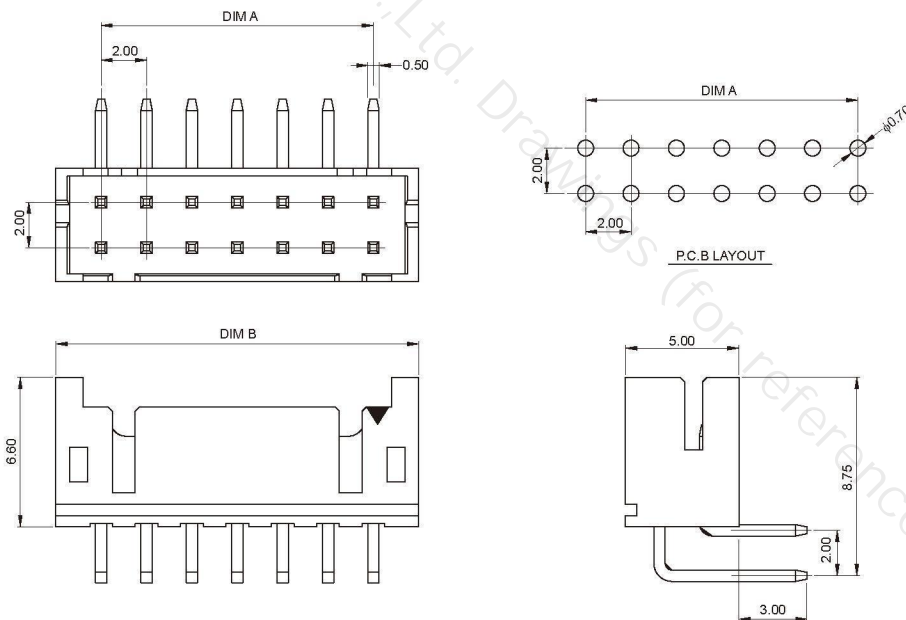
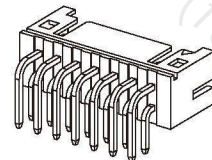


**Ordering Information & Dimensions:**

Circuit	Dimensions(mm)	
	A	B
2*2	2.00	6.00
2*3	4.00	8.00
2*4	6.00	10.00
2*5	8.00	12.00
2*6	10.00	14.00
2*7	12.00	16.00
2*8	14.00	18.00
2*9	16.00	20.00
2*10	18.00	22.00
2*11	20.00	24.00
2*12	22.00	26.00
2*13	24.00	28.00
2*14	26.00	30.00
2*15	28.00	32.00
2*16	30.00	34.00
2*17	32.00	36.00
2*18	34.00	38.00
2*19	36.00	40.00
2*20	38.00	42.00

**A2003AW** (2.00mm pitch 90°Wafer DIP TYPE)

- Reference Information:
- Material: Pin: Brass/Tin-plated
- Wafer: PA66,UL 94V-0(2)
- Mates with A2003 series Housing

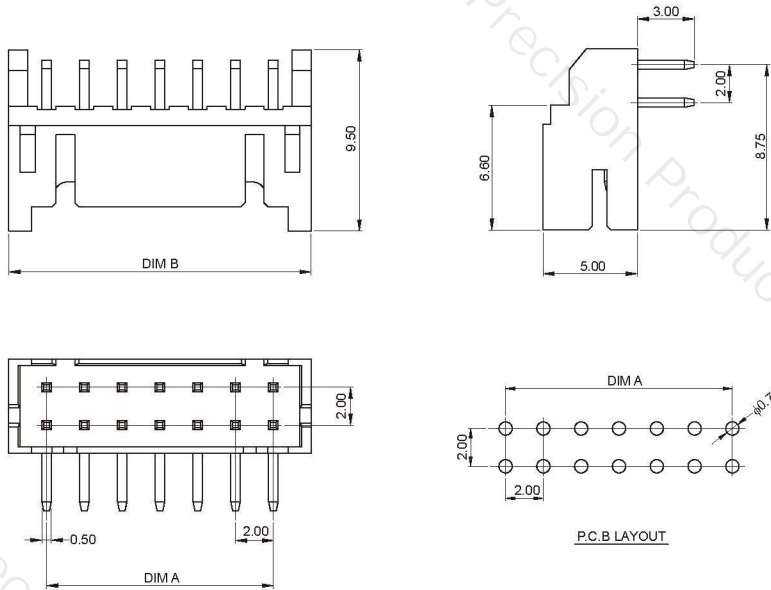
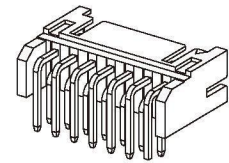


**Ordering Information & Dimensions:**

Circuit	Dimensions(mm)	
	A	B
2*2	2.00	5.90
2*3	4.00	7.90
2*4	6.00	9.90
2*5	8.00	11.90
2*6	10.00	13.90
2*7	12.00	15.90
2*8	14.00	17.90
2*9	16.00	19.90
2*10	18.00	21.90
2*11	20.00	23.90
2*12	22.00	25.90
2*13	24.00	27.90
2*14	26.00	29.90
2*15	28.00	31.90
2*16	30.00	33.90
2*17	32.00	35.90
2*18	34.00	37.90
2*19	36.00	39.90
2*20	38.00	41.90

**A2003AWD** (2.00mm pitch 90°Wafer DIP TYPE)

- Reference Information:
- Material: Pin: Brass/Tin-plated
- Wafer: PA66,UL 94V-0(2)
- Mates with A2003 series Housing

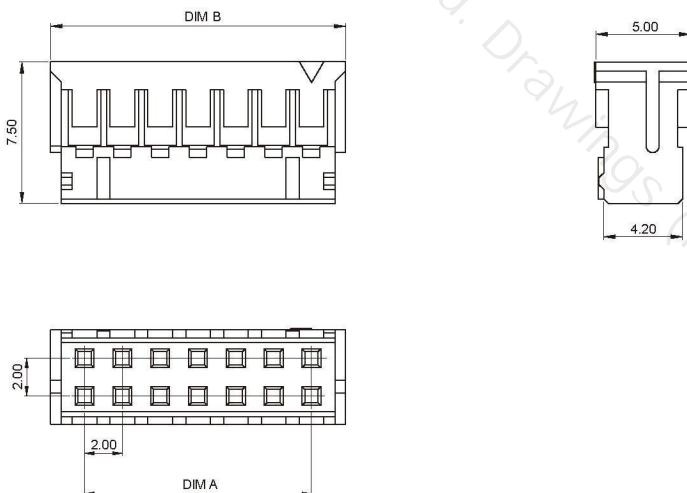
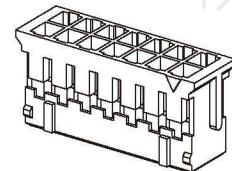


**Ordering Information & Dimensions:**

Circuit	Dimensions(mm)	
	A	B
2*2	2.00	6.00
2*3	4.00	8.00
2*4	6.00	10.00
2*5	8.00	12.00
2*6	10.00	14.00
2*7	12.00	16.00
2*8	14.00	18.00
2*9	16.00	20.00
2*10	18.00	22.00
2*11	20.00	24.00
2*12	22.00	26.00
2*13	24.00	28.00
2*14	26.00	30.00
2*15	28.00	32.00
2*16	30.00	34.00
2*17	32.00	36.00
2*18	34.00	38.00
2*19	36.00	40.00
2*20	38.00	42.00

**A2003Y** (2.00mm pitch Housing)

- Reference Information:
- Material: PA66,UL 94V-0(2)
- Suitable A2003 series terminal
- Mates with A2003 series Wafer



**Ordering Information & Dimensions:**

Circuit	Dimensions(mm)	
	A	B
2*2	2.00	5.90
2*3	4.00	7.90
2*4	6.00	9.90
2*5	8.00	11.90
2*6	10.00	13.90
2*7	12.00	15.90
2*8	14.00	17.90
2*9	16.00	19.90
2*10	18.00	21.90
2*11	20.00	23.90
2*12	22.00	25.90
2*13	24.00	27.90
2*14	26.00	29.90
2*15	28.00	31.90
2*16	30.00	33.90
2*17	32.00	35.90
2*18	34.00	37.90
2*19	36.00	39.90
2*20	38.00	41.90

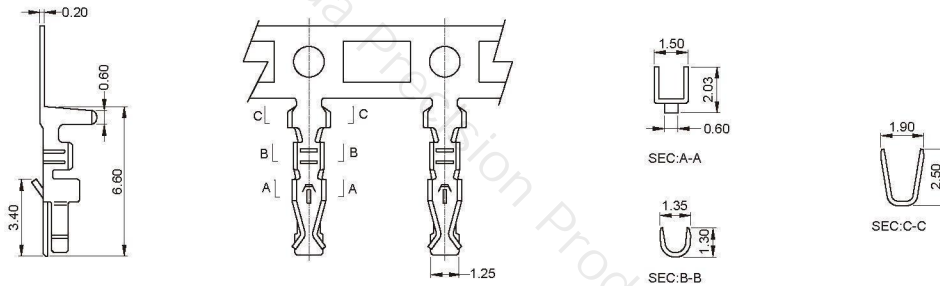
# A2003 SERIES

2.00mm pitch wire to board connector

## A2003T (2.00mm pitch Terminal)

■ Reference Information:

Used in A2003 series Housing



Ordering Information & Dimensions:

Part No	Wire Range	Insulation O.D.	Material	Finish	Qty/Reel
A2003T	AWG #24~#28	1.60mm(max)	Phosphor bronze	Tin-plated	10000PCS