

**SPECIFICATION**

**MATERIAL:**

Housing: PBT+30%G. F UL94V-0

Contacts: Copper Alloy

**ELECTRICAL:**

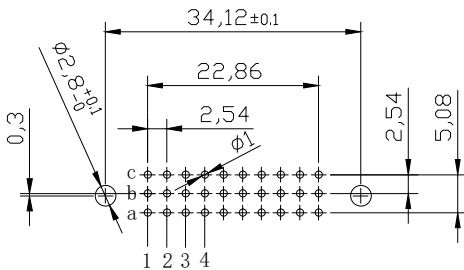
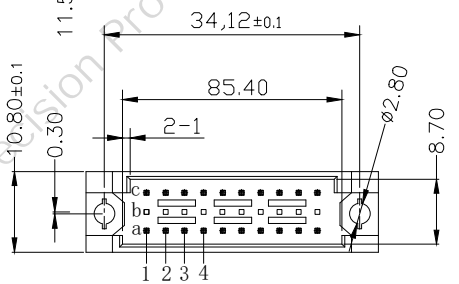
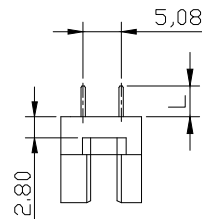
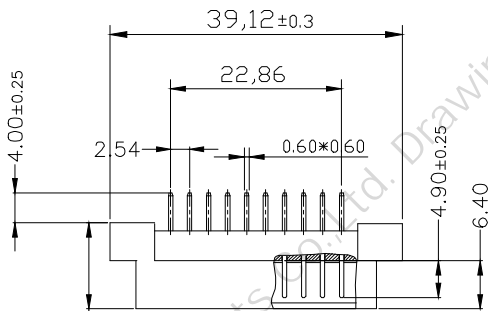
Current rating: 2 Amps .

Contact resistance: 20 mΩ initial

Insulation resistance: 1000 MΩ min @ 500 VDC

Dielectric withstanding voltage: 1000 VAC/minute

Operating temperature: -55° C TO +125° C



PCB LAYOUT(RECOMMENDED)

(TOP VIEW TOL. :±0.05)

Length	1	2	W1
L	4.0	2.5	13
Pitch	Position	Rows with Contacts	Contact Arrange
2.54mm	30	A B C	
	20	A - C	
	10	A - -	
5.08mm	15	A B C	
	10	A - C	
	5	A - -	

公差一览表			
TOLERANCE UNLESS OTHERWISE			
X.	±0.25	X°.	±5°
.X	±0.20	.X°.	±2°
.XX	±0.15	.XX°.	±1°
.XXX	±0.02	.XXX°.	±0.5°
日期 Date	2009. 04. 15		

**欧式插座 IN 41612 320直针公座**

**SPECIFICATION**

**MATERIAL:**

Housing: PBT+30%G. F UL94V-0

Contacts: Copper Alloy

**ELECTRICAL:**

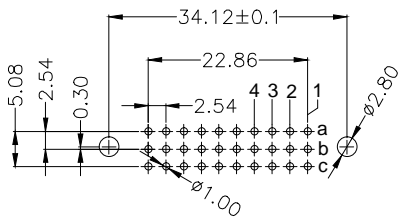
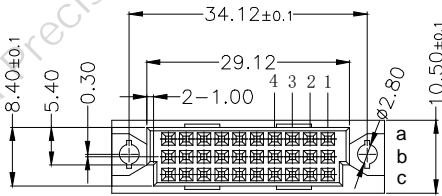
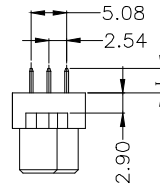
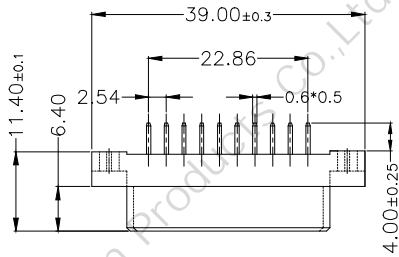
Current rating: 2 Amps .

Contact resistance: 20 mΩ initial

Insulation resistance: 1000 MΩ min @ 500 VDC

Dielectric withstanding voltage: 1000 VAC/minute

Operating temperature: -55° C TO +125° C



PCB LAYOUT(RECOMMENDED)  
(TOP VIEW TOL. :±0.05)

公差	Length	1	2	W1	W2
±0.2	L	4.0	2.5	13	17
Pitch	Position	Rows with Contacts	Contact Arrange		
2.54	30	A B C			
	20	A - C			
	10	A - -			
5.08	15	A B C			
	10	A - C			
	5	A - -			

公差一览表			
TOLERANCE UNLESS OTHERWISE			
X.	±0.25	X°	±5°
.X	±0.20	.X°	±2°
.XX	±0.15	.XX°	±1°
.XXX	±0.02	.XXX°	±0.5°
日期 Date	2009. 04. 15		

**欧式插座DIN 41612 330直针公座**

**SPECIFICATION**

**MATERIAL:**

Housing: PBT+30%G. F UL94V-0

Contacts: Copper Alloy

**ELECTRICAL:**

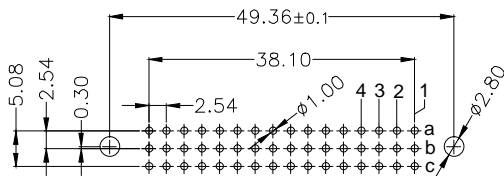
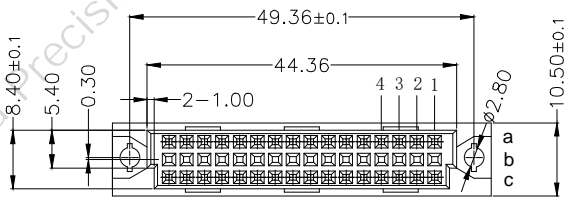
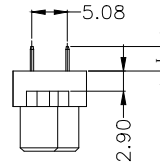
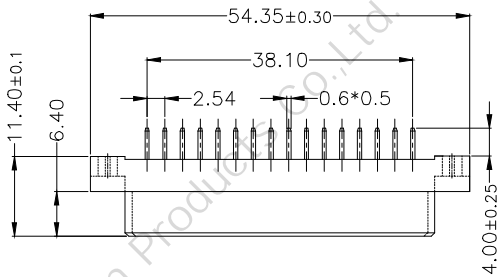
Current rating: 2 Amps .

Contact resistance: 20 mΩ initial

Insulation resistance: 1000 MΩ min @ 500 VDC

Dielectric withstanding voltage: 1000 VAC/minute

Operating temperature: -55° C TO +125° C



PCB LAYOUT(RECOMMENDED)  
(TOP VIEW TOL. :±0.05)

	Length	1	2	W1	W2
	L	4.0	2.5	13	17
Pitch	Position	Rows with Contacts	Contact Arrange		
2.54	48	A B C			
	32	A - C			
	16	A - -			
5.08	24	A B C			
	16	A - C			
	8	A - -			

公差一览表 TOLERANCE UNLESS OTHERWISE			
X.	±0.25	X°	±5°
.X	±0.20	.X°	±2°
.XX	±0.15	.XX°	±1°
.XXX	±0.02	.XXX°	±0.5°
日期 Date	2009.04.15		

**欧式插座DIN 41612 332直针公座**

**SPECIFICATION**

**MATERIAL:**

Housing: PBT+30%G. F UL94V-0

Contacts: Copper Alloy

**ELECTRICAL:**

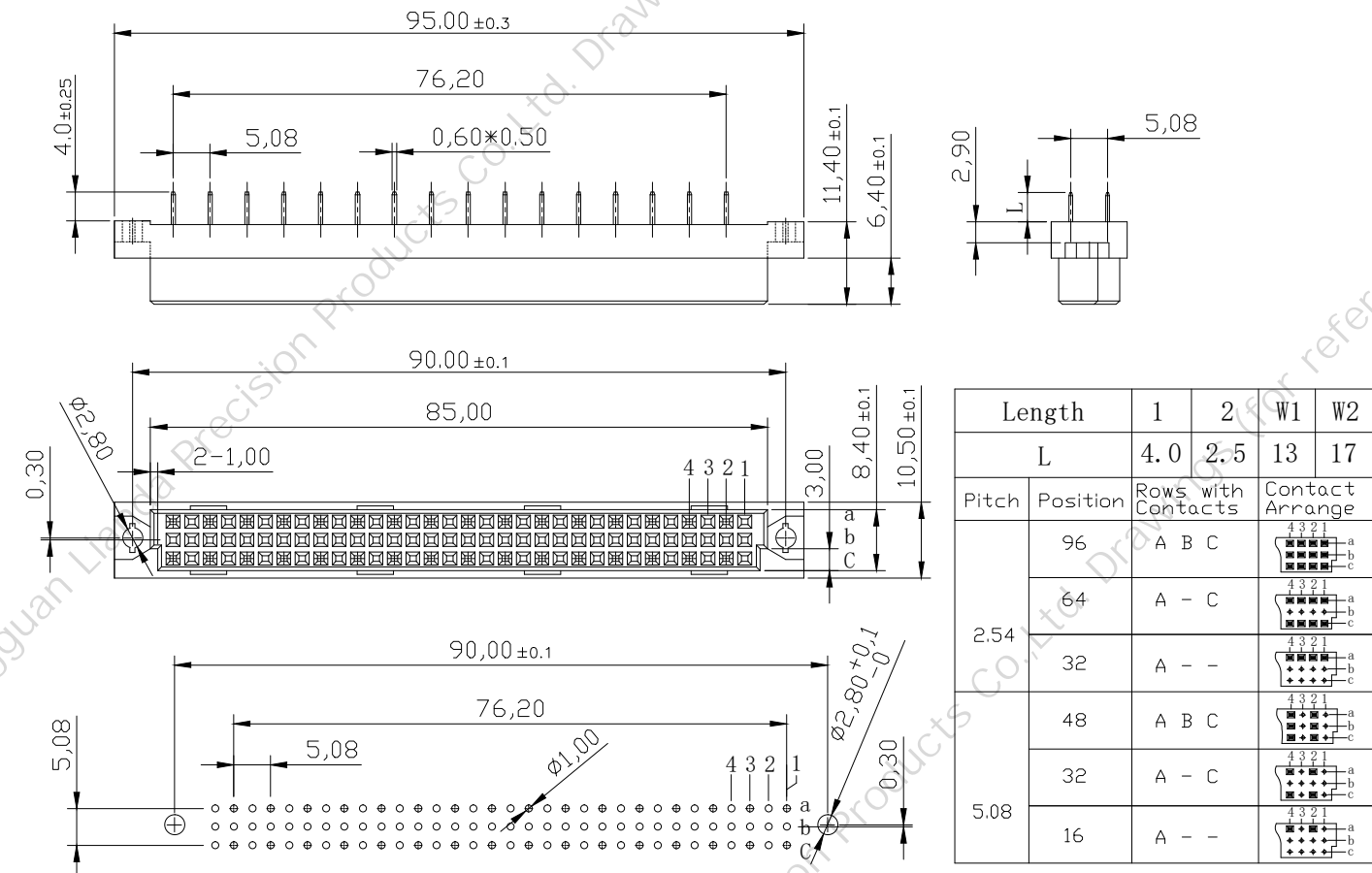
Current rating: 2 Amps .

Contact resistance: 20 mΩ initial

Insulation resistance: 1000 MΩ min @ 500 VDC

Dielectric withstanding voltage: 1000 VAC/minute

Operating temperature: -55° C TO +125° C



PCB LAYOUT(RECOMMENDED)  
(TOP VIEW TOL. :±0.05)

公差一览表 TOLERANCE UNLESS OTHERWISE			
X.	±0.25	X°.	±5°
.X	±0.20	.X°.	±2°
.XX	±0.15	.XX°.	±1°
.XXX	±0.02	.XXX°.	±0.5°
日期 Date	2009. 04. 15		

**欧式插座DIN 41612 332直针公座-5.08**

**SPECIFICATION**

**MATERIAL:**

Housing: PBT+30%G. F UL94V-0

Contacts: Copper Alloy

**ELECTRICAL:**

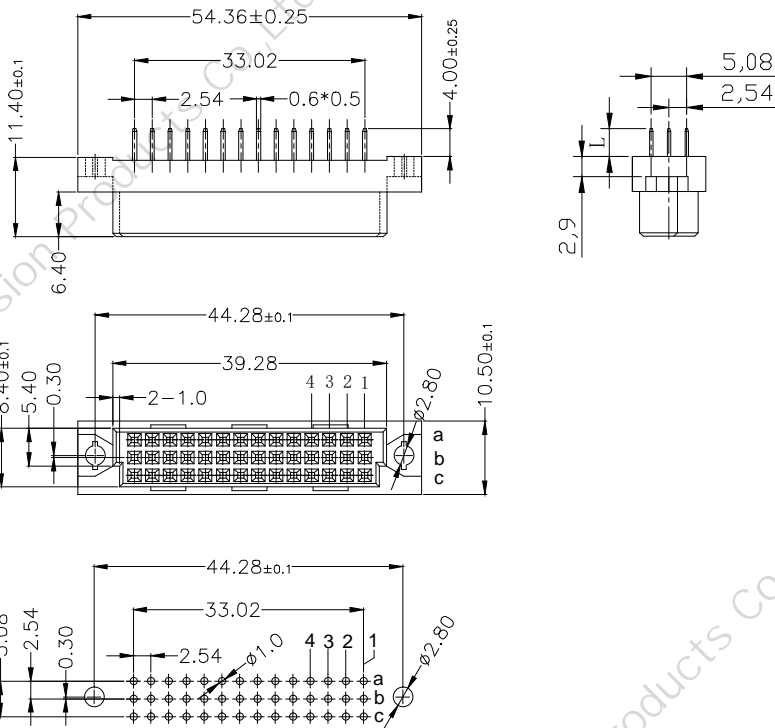
Current rating: 2 Amps .

Contact resistance: 20 mΩ initial

Insulation resistance: 1000 MΩ min @ 500 VDC

Dielectric withstanding voltage: 1000 VAC/minute

Operating temperature: -55° C TO +125° C



PCB LAYOUT(RECOMMENDED)  
(TOP VIEW TOL. :±0.05)

Length	1	2	W1	W2
L	4.0	2.5	13	17
Pitch	Position	Rows with Contacts	Contact Arrange	
2.54	42	A B C		
	28	A - C		
	14	A - -		
5.08	21	A B C		
	14	A - C		
	7	A - -		

公差一览表 TOLERANCE UNLESS OTHERWISE			
X.	±0.25	X°	±5°
.X	±0.20	.X°	±2°
.XX	±0.15	.XX°	±1°
.XXX	±0.02	.XXX°	±0.5°
日期 Date	2009. 04. 15		

**欧式插座DIN 41612 342直针公座**

**SPECIFICATION**

**MATERIAL:**

Housing: PBT+30%G. F UL94V-0

Contacts: Copper Alloy

**ELECTRICAL:**

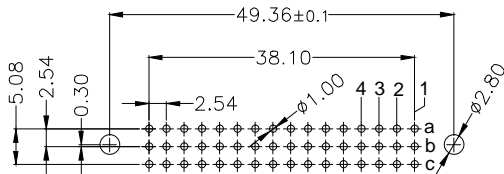
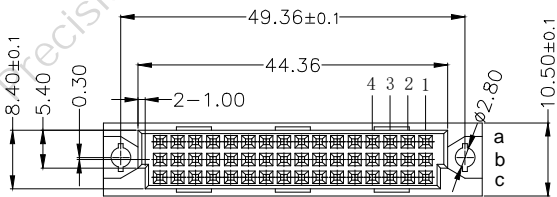
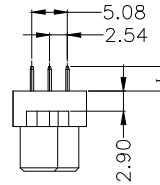
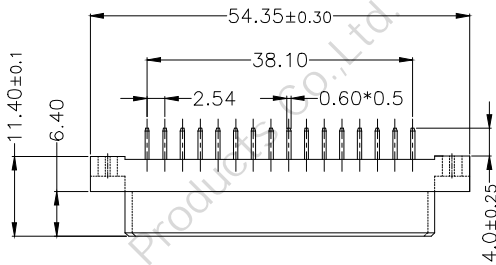
Current rating: 2 Amps .

Contact resistance: 20 mΩ initial

Insulation resistance: 1000 MΩ min @ 500 VDC

Dielectric withstanding voltage: 1000 VAC/minute

Operating temperature: -55° C TO +125° C



PCB LAYOUT(RECOMMENDED)  
(TOP VIEW TOL. :±0.05)

Length	1	2	W1	W2
L	4.0	2.5	13	17
Pitch	Position	Rows with Contacts	Contact Arrange	
2.54	48	A B C		
	32	A - C		
	16	A - -		
5.08	24	A B C		
	16	A - C		
	8	A - -		

公差一览表 TOLERANCE UNLESS OTHERWISE			
X.	±0.25	X°	±5°
.X	±0.20	.X°	±2°
.XX	±0.15	.XX°	±1°
.XXX	±0.02	.XXX°	±0.5°
日期 Date	2009.04.15		

**欧式插座DIN 41612 342直针公座**

**SPECIFICATION**

**MATERIAL:**

Housing: PBT+30%G. F UL94V-0

Contacts: Copper Alloy

**ELECTRICAL:**

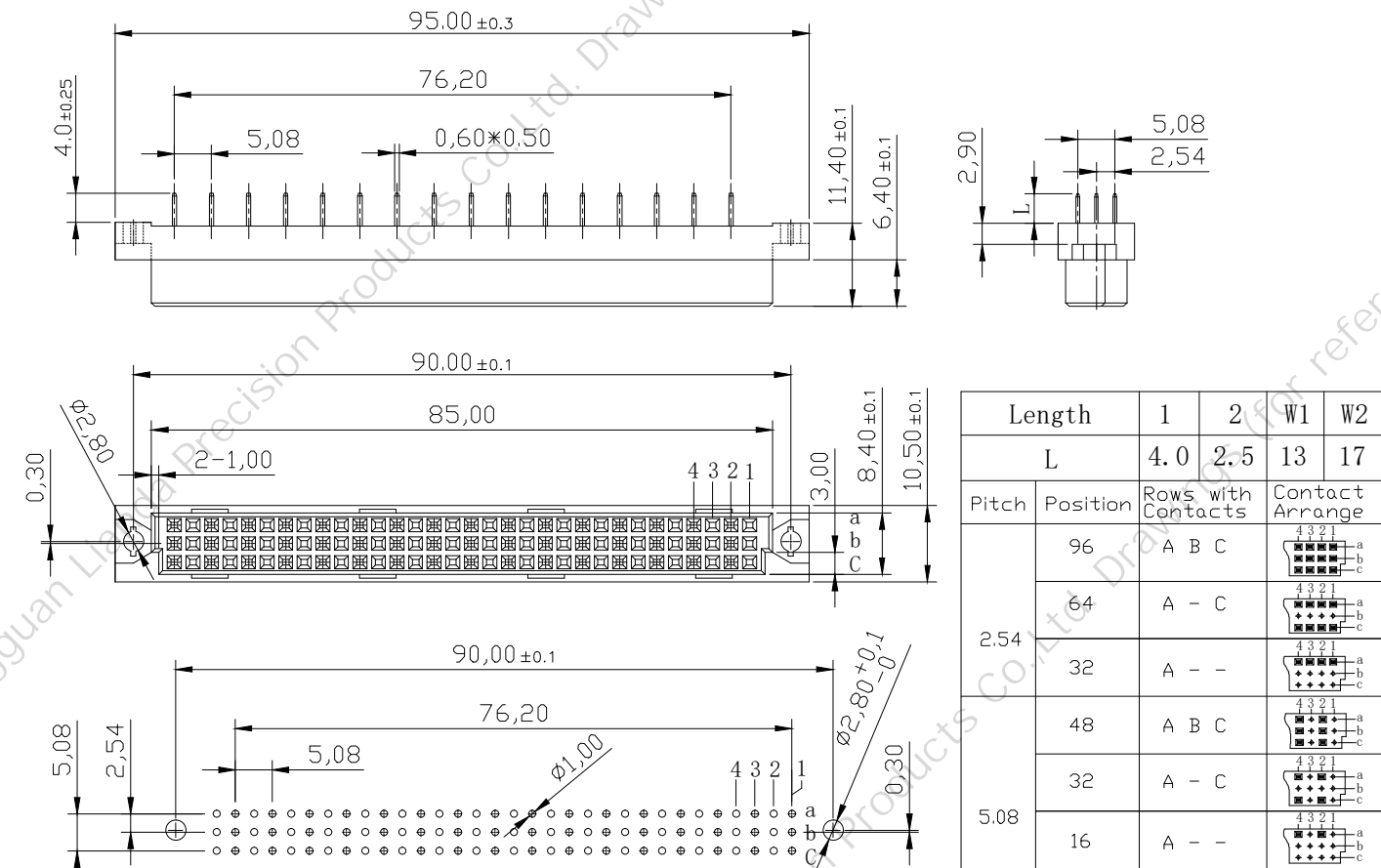
Current rating: 2 Amps .

Contact resistance: 20 mΩ initial

Insulation resistance: 1000 MΩ min @ 500 VDC

Dielectric withstanding voltage: 1000 VAC/minute

Operating temperature: -55° C TO +125° C



PCB LAYOUT(RECOMMENDED)  
(TOP VIEW TOL. :±0.05)

公差一览表			
TOLERANCE UNLESS OTHERWISE			
X.	±0.25	X°.	±5°
.X	±0.20	.X°.	±2°
.XX	±0.15	.XX°.	±1°
.XXX	±0.02	.XXX°.	±0.5°
日期	2009. 04. 15		
Date			

**欧式插座DIN 41612 348直针公座-5.08**

**SPECIFICATION**

**MATERIAL:**

Housing: PBT+30%G. F UL94V-0

Contacts: Copper Alloy

**ELECTRICAL:**

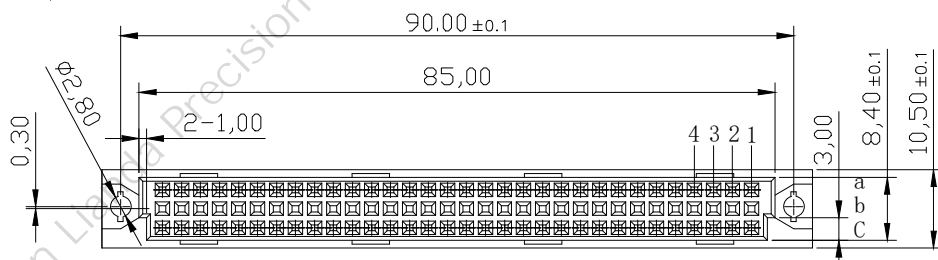
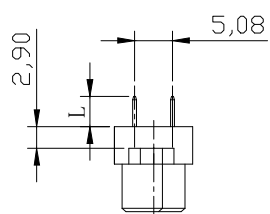
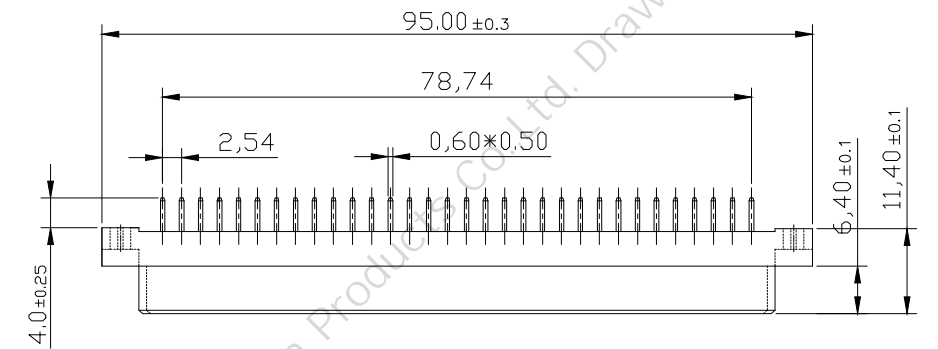
Current rating: 2 Amps .

Contact resistance: 20 mΩ initial

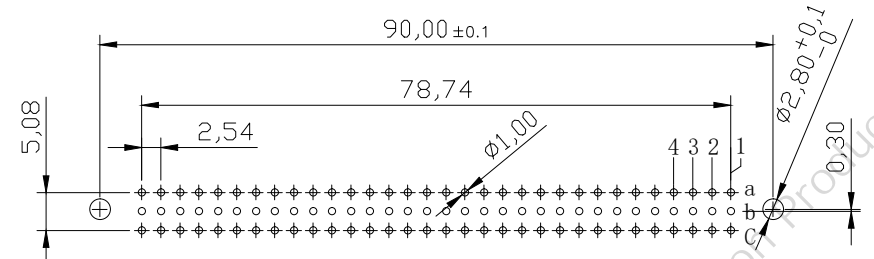
Insulation resistance: 1000 MΩ min @ 500 VDC

Dielectric withstanding voltage: 1000 VAC/minute

Operating temperature: -55° C TO +125° C



Length	1	2	W1	W2
L	4.0	2.5	13	17
Pitch	Position	Rows with Contacts	Contact Arrange	
2.54	96	A B C		
	64	A - C		
	32	A - -		
5.08	48	A B C		
	32	A - C		
5.08	16	A - -		



PCB LAYOUT(RECOMMENDED)  
(TOP VIEW TOL. :±0.05)

公差一览表 TOLERANCE UNLESS OTHERWISE			
X.	±0.25	X°.	±5°
.X	±0.20	.X°.	±2°
.XX	±0.15	.XX°.	±1°
.XXX	±0.02	.XXX°.	±0.5°
日期 Date	2009. 04. 15		

**欧式插座DIN 41612 364直针公座**



**SPECIFICATION**

**MATERIAL:**

Housing: PBT+30%G. F UL94V-0

Contacts: Copper Alloy

**ELECTRICAL:**

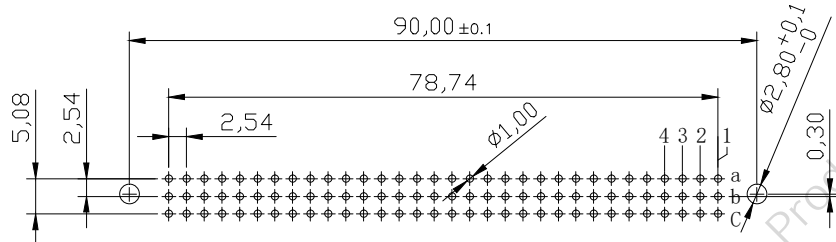
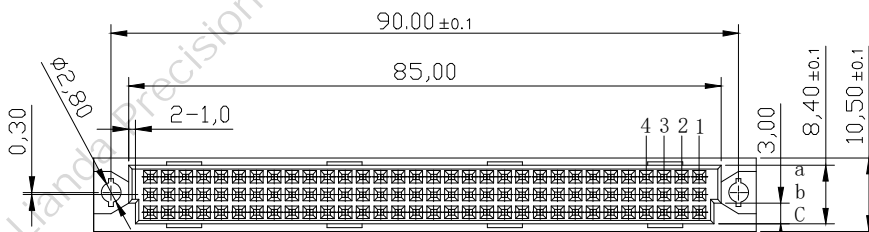
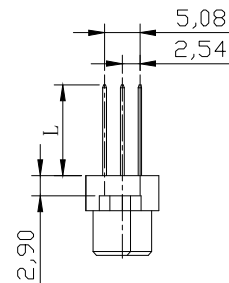
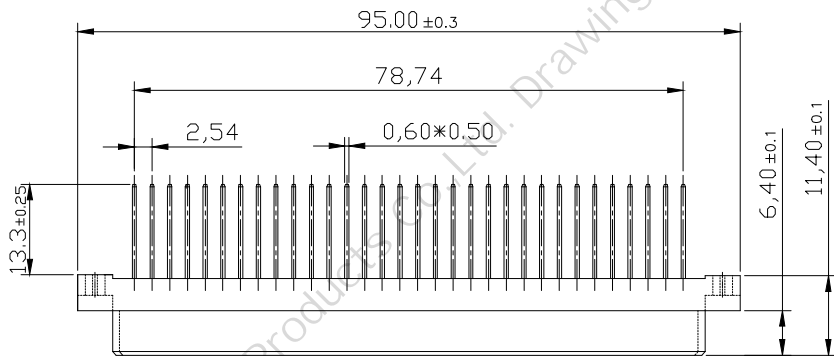
Current rating: 2 Amps .

Contact resistance: 20 mΩ initial

Insulation resistance: 1000 MΩ min @ 500 VDC

Dielectric withstanding voltage: 1000 VAC/minute

Operating temperature: -55° C TO +125° C



**PCB LAYOUT(RECOMMENDED)**

(TOP VIEW TOL. :±0.05)

Length	1	2	W1	W2
L	4.0	2.5	13	17
Pitch	Position	Rows with Contacts	Contact Arrange	
2.54	96	A B C		
	64	A - C		
	32	A - -		
5.08	48	A B C		
	32	A - C		
	16	A - -		

公差一览表			
TOLERANCE UNLESS OTHERWISE			
X.	±0.25	X°	±5°
.X	±0.20	.X°	±2°
.XX	±0.15	.XX°	±1°
.XXX	±0.02	.XXX°	±0.5°
日期 Date	2009. 04. 15		

**欧式插座DIN 41612 396直针公座  
PC13.2**

**SPECIFICATION**

**MATERIAL:**

Housing: PBT+30%G. F UL94V-0

Contacts: Copper Alloy

**ELECTRICAL:**

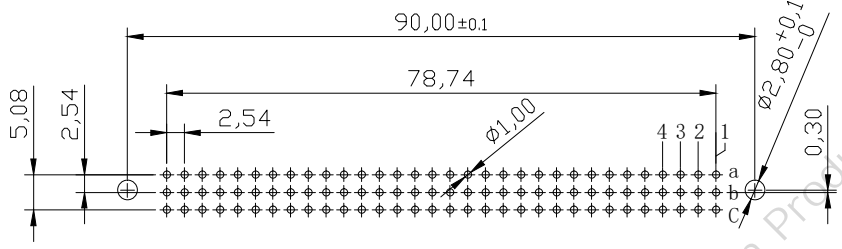
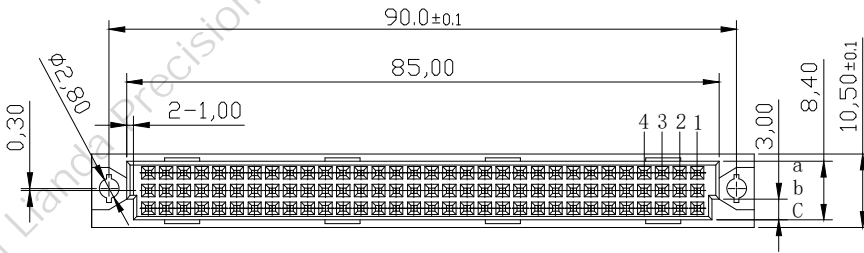
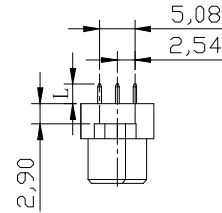
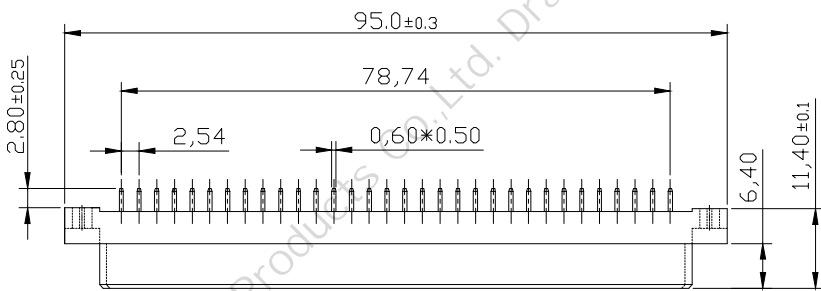
Current rating: 2 Amps .

Contact resistance: 20 mΩ initial

Insulation resistance: 1000 MΩ min @ 500 VDC

Dielectric withstanding voltage: 1000 VAC/minute

Operating temperature: -55° C TO +125° C



**PCB LAYOUT(RECOMMENDED)**  
(TOP VIEW TOL. :±0.05)

Length	1	2	W1	W2
L	4.0	2.5	13	17
Pitch	Position	Rows with Contacts	Contact Arrange	
2.54	96	A B C		
	64	A - C		
	32	A - -		
5.08	48	A B C		
	32	A - C		
	16	A - -		

公差一览表 TOLERANCE UNLESS OTHERWISE			
X.	±0.25	X°	±5°
.X	±0.20	.X°	±2°
.XX	±0.15	.XX°	±1°
.XXX	±0.02	.XXX°	±0.5°
日期 Date	2009. 04. 15		

**欧式插座DIN 41612 396直针公座  
PC2.8**

**SPECIFICATION**

**MATERIAL:**

Housing: PBT+30%G. F UL94V-0

Contacts: Copper Alloy

**ELECTRICAL:**

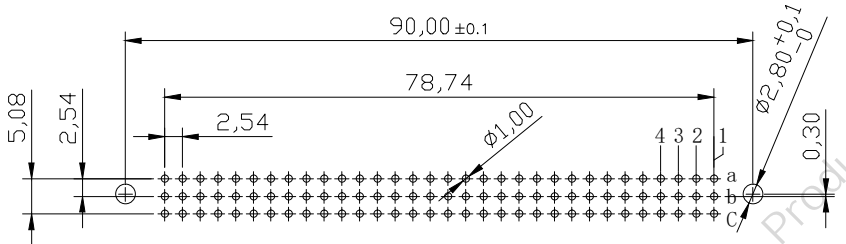
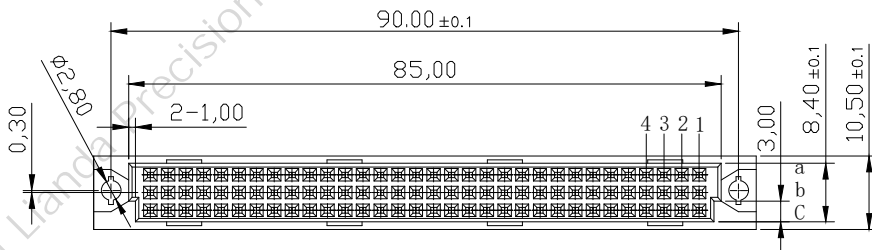
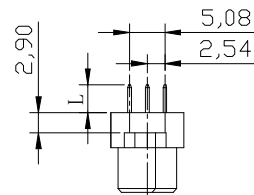
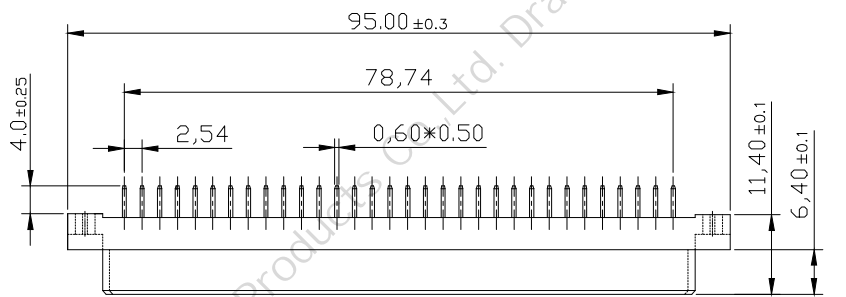
Current rating: 2 Amps .

Contact resistance: 20 mΩ initial

Insulation resistance: 1000 MΩ min @ 500 VDC

Dielectric withstanding voltage: 1000 VAC/minute

Operating temperature: -55° C TO +125° C



PCB LAYOUT(RECOMMENDED)  
(TOP VIEW TOL. :±0.05)

Length	1	2	W1	W2
L	4.0	2.5	13	17
Pitch	Position	Rows with Contacts	Contact Arrange	
2.54	96	A B C		
	64	A - C		
	32	A - -		
5.08	48	A B C		
	32	A - C		
	16	A - -		

公差一览表 TOLERANCE UNLESS OTHERWISE			
X.	±0.25	X°	±5°
.X	±0.20	.X°	±2°
.XX	±0.15	.XX°	±1°
.XXX	±0.02	.XXX°	±0.5°
日期 Date	2009. 04. 15		

**欧式插座DIN 41612 396直针公座**

**SPECIFICATION**

**MATERIAL:**

Housing: PBT+30%G. F UL94V-0

Contacts: Copper Alloy

**ELECTRICAL:**

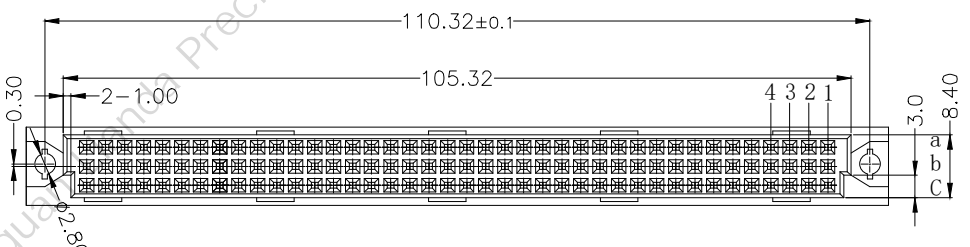
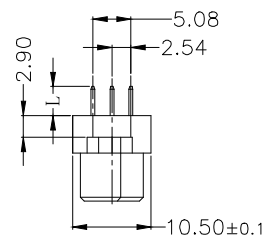
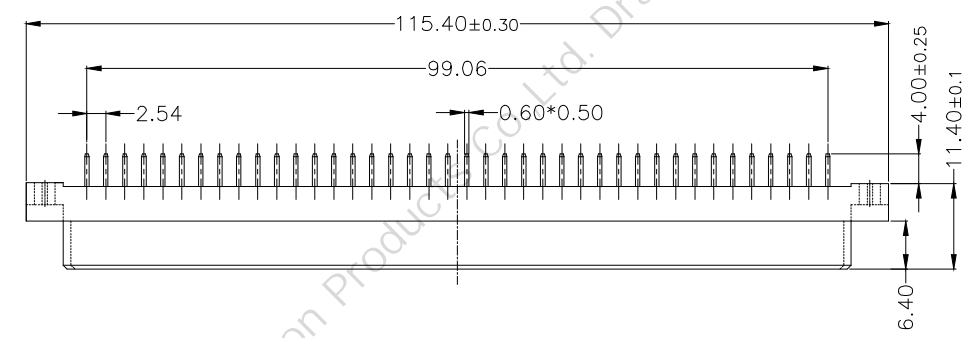
Current rating: 2 Amps .

Contact resistance: 20 mΩ initial

Insulation resistance: 1000 MΩ min @ 500 VDC

Dielectric withstanding voltage: 1000 VAC/minute

Operating temperature: -55° C TO +125° C



Length	1	2	W1	W2
L	4.0	2.5	13	17
Pitch	Position	Rows with Contacts	Contact Arrange	
2.54	120	A B C		
	80	A - C		
	40	A - -		
5.08	60	A B C		
	40	A - C		
	20	A - -		

PCB LAYOUT(RECOMMENDED)  
(TOP VIEW TOL. :±0.05)

公差一览表			
TOLERANCE UNLESS OTHERWISE			
X.	±0.25	X°.	±5°
.X	±0.20	.X°.	±2°
.XX	±0.15	.XX°.	±1°
.XXX	±0.02	.XXX°.	±0.5°
日期 Date	2009. 04. 15		

**欧式插座DIN 41612 3120直针公座**